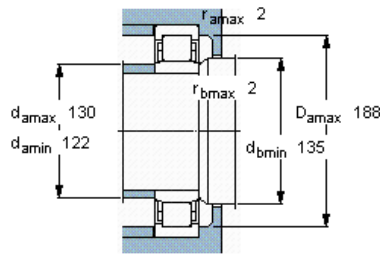
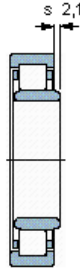
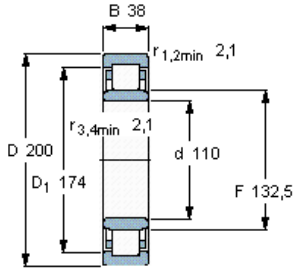
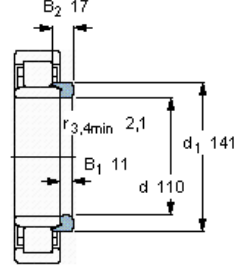


Cylindrical roller bearings, single row

| Principal dimensions | | | Basic load ratings | | Designation | Angle ring |
|----------------------|-----|----|--------------------|--------------|-------------------------------|-------------|
| d | D | B | dynamic C | static C0 | * SKF Explorer bearing | Designation |
| mm | | | kN | | - | - |
| 110 | 200 | 38 | 335 | 365 | NU 222 ECP * | HJ 222 EC |



Calculation factors
 k_r 0,15
 e 0,2 γ 0,6



HJ 222 EC
 Mass kg 0,6